

QUARTERLY REPORT OF REVENUE AND OTHER RECEIPTS
As at the Quarter Ending March 31, 2022

Department : Department of Trade and Industry (DTI)
Agency : Technical Education and Skills Development Authority
Operating Unit : Central Office
Organization Code : 22 009 0100000
Fund Cluster : 01 - Regular Agency Fund

Classification/Sources of Revenue and Other Receipts	UACS CODE	REVENUE TARGET (Annual) per BESF	Actual Revenue and Other Receipts Collections					Cumulative Remittance/Deposits to Date			Variance		Remarks
			1st Quarter Ending March 31	2nd Quarter Ending June 30	3rd Quarter Ending Sept. 30	4th Quarter Ending Dec. 31	Total	Remittance to BTr	Deposited with AGDB	TOTAL	Amount	%	
1	2	3	4	5	6	7	8=[(6+(-)7)-8+9]	9	10	11=(9+10)	12=(8-3)	13=(12/3)	14
Regular Agency Fund		227,000.00	519,432.69	0.00	0.00	0.00	519,432.69	519,432.69	0.00	519,432.69	292,432.69	129 %	
Non-Revenue Collections/Other Receipts		227,000.00	519,432.69	0.00	0.00	0.00	519,432.69	519,432.69	0.00	519,432.69	292,432.69	129 %	
Cash Receipts		227,000.00	519,432.69	0.00	0.00	0.00	519,432.69	519,432.69	0.00	519,432.69	292,432.69	129 %	
Not Applicable		227,000.00	519,432.69	0.00	0.00	0.00	519,432.69	519,432.69	0.00	519,432.69	292,432.69	129 %	
Accounts Receivable	1030101000	0.00	306,648.79	0.00	0.00	0.00	306,648.79	306,648.79	0.00	306,648.79	306,648.79	0 %	
Other Receivables	1030599000	0.00	106,698.90	0.00	0.00	0.00	106,698.90	106,698.90	0.00	106,698.90	106,698.90	0 %	
Advances for Special Disbursing Officer	1990103000	0.00	50,000.00	0.00	0.00	0.00	50,000.00	50,000.00	0.00	50,000.00	50,000.00	0 %	
Income from Hostels/Dormitories and other Like facilities	4020213000	227,000.00	46,710.00	0.00	0.00	0.00	46,710.00	46,710.00	0.00	46,710.00	(180,290.00)	-79 %	
Miscellaneous Income	4060999000	0.00	9,375.00	0.00	0.00	0.00	9,375.00	9,375.00	0.00	9,375.00	9,375.00	0 %	
TOTAL		227,000.00	519,432.69	0.00	0.00	0.00	519,432.69	519,432.69	0.00	519,432.69	292,432.69	129 %	

Certified Correct:

GARRIEL M. SAUGON
Accountant IV, Officer in Charge
Date:

Recommending Approval:

Magdalena
MA. MAGDALENA P. BUTAD
Director IV, FMS
Date:

Approved By:

Isidro S. Lapeña
ISIDRO S. LAPEÑA, PhD., CSEE
Head of Agency/Department Secretary
Date: *May 11*

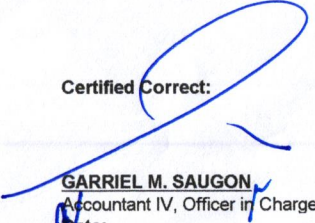
OFFICE OF THE AUDITOR
T E S D A
RECEIVED BY: *J-511*
DATE: *5-2-22*
TIME: *11:00*

QUARTERLY REPORT OF REVENUE AND OTHER RECEIPTS
As at the Quarter Ending March 31, 2022


Department : Department of Trade and Industry (DTI)
Agency : Technical Education and Skills Development Authority
Operating Unit : Central Office
Organization Code : 22 009 0100000
Fund Cluster : 06 - Business Related Funds

Classification/Sources of Revenue and Other Receipts	UACS CODE	REVENUE TARGET (Annual) per BESF	Actual Revenue and Other Receipts Collections					Total	Cumulative Remittance/Deposits to Date			Variance		Remarks
			1st Quarter Ending March 31	2nd Quarter Ending June 30	3rd Quarter Ending Sept. 30	4th Quarter Ending Dec. 31	Remittance to BTr		Deposited with AGDB	TOTAL	Amount	%		
1	2	3	4	5	6	7	8=[(6+(-)7)-8+9]	9	10	11=(9+10)	12=(8-3)	13=(12/3)	14	
Business Related Funds		78,372,000.00	8,612,482.90	0.00	0.00	0.00	8,612,482.90	0.00	8,612,482.90	8,612,482.90	(69,759,517.10)	-89 %		
Non-Revenue Collections/Other Receipts		78,372,000.00	8,612,482.90	0.00	0.00	0.00	8,612,482.90	0.00	8,612,482.90	8,612,482.90	(69,759,517.10)	-89 %		
Cash Receipts		78,372,000.00	8,612,482.90	0.00	0.00	0.00	8,612,482.90	0.00	8,612,482.90	8,612,482.90	(69,759,517.10)	-89 %		
Not Applicable		78,372,000.00	8,612,482.90	0.00	0.00	0.00	8,612,482.90	0.00	8,612,482.90	8,612,482.90	(69,759,517.10)	-89 %		
Accounts Receivable	1030101000	0.00	4,478,687.86	0.00	0.00	0.00	4,478,687.86	0.00	4,478,687.86	4,478,687.86	4,478,687.86	0 %		
Due to Other Funds	2030105000	0.00	255,457.00	0.00	0.00	0.00	255,457.00	0.00	255,457.00	255,457.00	255,457.00	0 %		
Other Service Income	4020199099	9,814,000.00	3,335,349.34	0.00	0.00	0.00	3,335,349.34	0.00	3,335,349.34	3,335,349.34	(6,478,650.66)	-66 %		
Rent/Lease Income	4020205000	0.00	3,075.00	0.00	0.00	0.00	3,075.00	0.00	3,075.00	3,075.00	3,075.00	0 %		
Income from Hostels/Dormitories and other Like facilities	4020213000	2,339,000.00	477,150.00	0.00	0.00	0.00	477,150.00	0.00	477,150.00	477,150.00	(1,861,850.00)	-80 %		
Others	4020221099	65,468,000.00	2,663.70	0.00	0.00	0.00	2,663.70	0.00	2,663.70	2,663.70	(65,465,336.30)	-100 %		
Other Business Income	4020299099	751,000.00	60,100.00	0.00	0.00	0.00	60,100.00	0.00	60,100.00	60,100.00	(690,900.00)	-92 %		
TOTAL		78,372,000.00	8,612,482.90	0.00	0.00	0.00	8,612,482.90	0.00	8,612,482.90	8,612,482.90	(69,759,517.10)	-89 %		


Certified Correct:

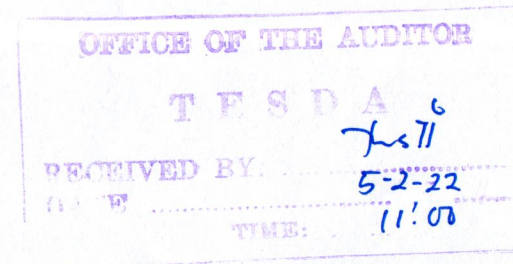

GARRIEL M. SAUGON
Accountant IV, Officer in Charge
Date:

Recommending Approval:


MA. MAGDALENA P. BUTAD
Director IV, FMS
Date:

Approved By:


ISIDRO S. LAPENA, PhD., CSEE
Head of Agency/Department Secretary
Date:



QUARTERLY REPORT OF REVENUE AND OTHER RECEIPTS
As at the Quarter Ending March 31, 2022

Department : Department of Trade and Industry (DTI)
Agency : Technical Education and Skills Development Authority
Operating Unit : Central Office
Organization Code : 22 009 0100000
(UACS)
Fund Cluster : 07 - Trust Receipts

Classification/Sources of Revenue and Other Receipts	UACS CODE	REVENUE TARGET (Annual)	Actual Revenue and Other Receipts Collections					Cumulative Remittance/Deposits to Date			Variance		Remarks
			1st Quarter Ending March 31	2nd Quarter Ending June 30	3rd Quarter Ending Sept. 30	4th Quarter Ending Dec. 31	Total	Remittance to BTr	Deposited with AGDB	TOTAL	Amount	%	
1	2	3	4	5	6	7	8=[(6+(-)7)-8+9]	9	10	11=(9+10)	12=(8-3)	13=(12/3)	14
Trust Receipts		0.00	2,772,946.09	0.00	0.00	0.00	2,772,946.09	0.00	2,772,946.09	2,772,946.09	2,772,946.09	0 %	
Trust Receipts Deposited with Authorized Government Depository Banks (AGDB)		0.00	2,772,946.09	0.00	0.00	0.00	2,772,946.09	0.00	2,772,946.09	2,772,946.09	2,772,946.09	0 %	
Due from Regional Offices		0.00	573,527.67	0.00	0.00	0.00	573,527.67	0.00	573,527.67	573,527.67	573,527.67	0 %	
Due from other funds		0.01	4,247.14	0.00	0.00	0.00	4,247.14	0.01	4,247.14	4,247.14	4,247.14	0 %	
Due to Regional Offices		0.00	2,020,171.28	0.00	0.00	0.00	2,020,171.28	0.00	2,020,171.28	2,020,171.28	2,020,171.28	0 %	
Other Service Income		0.00	175,000.00	0.00	0.00	0.00	175,000.00	0.00	175,000.00	175,000.00	175,000.00	0 %	
TOTAL		0.00	2,772,946.09	0.00	0.00	0.00	2,772,946.09	0.00	2,772,946.09	2,772,946.09	2,772,946.09	0 %	

Certified Correct:

G. Saugon
GARRIEL M. SAUGON
Accountant IV, Officer in Charge
Date:

Recommending Approval:

M. Magdalena P. Butad
MA. MAGDALENA P. BUTAD
Director IV, FMS
Date:

Approved By:

I. Larena
ISIDRO S. LAREÑA, PhD., CSEE
Head of Agency/Department Secretary
Date:

